


Order Form and Directions for Drapery Bends

The following dimensions are shown from the top view of the rod and show various wall designs.

- 1 Choose the design that best fits your room setup.
- 2 Provide all the measurements and submit with your order to Somfy.
- 3 Indicate degree measurements of all angles.
- 4 ALL ORDERS MUST INCLUDE ROD MEASUREMENTS
- 5 On two rod sets, be sure to provide measurements for both rods.

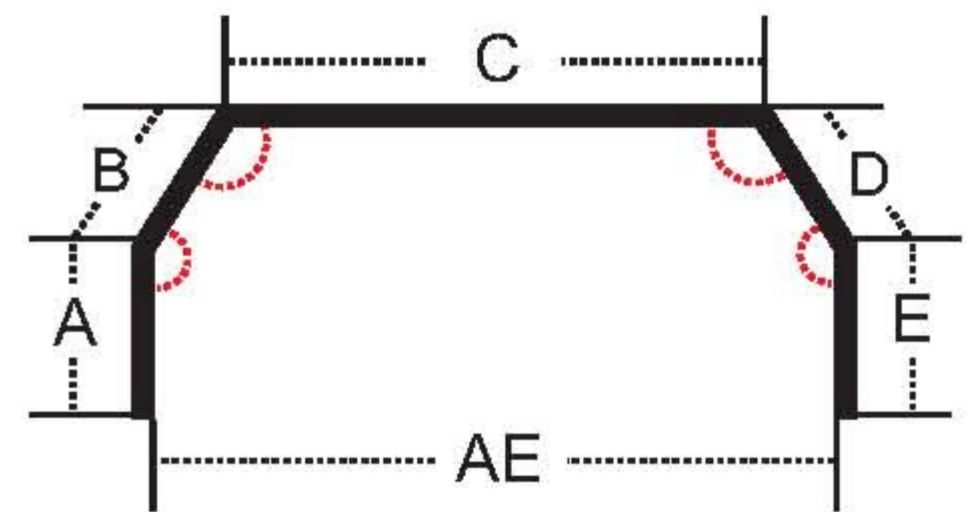
Style 1

MEASUREMENTS Track Or Set No. _____



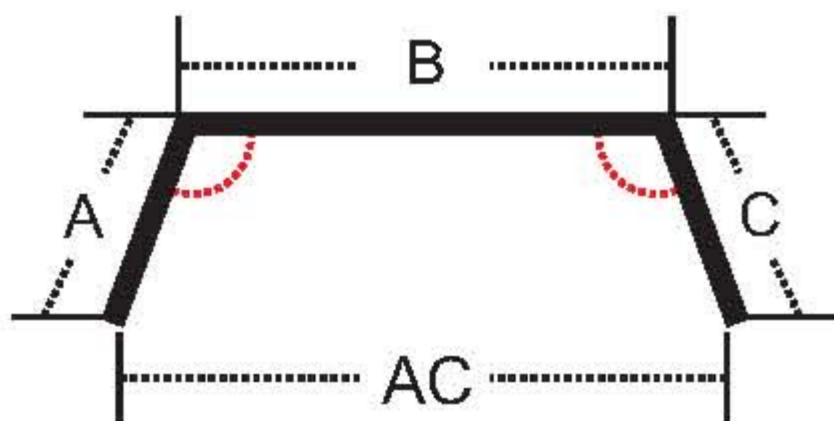
Style 2

MEASUREMENTS Track Or Set No. _____



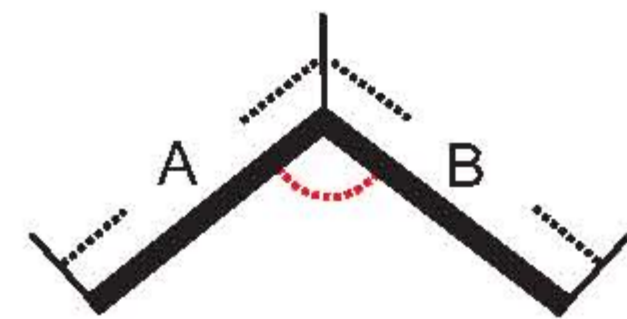
Style 3

MEASUREMENTS Track Or Set No. _____



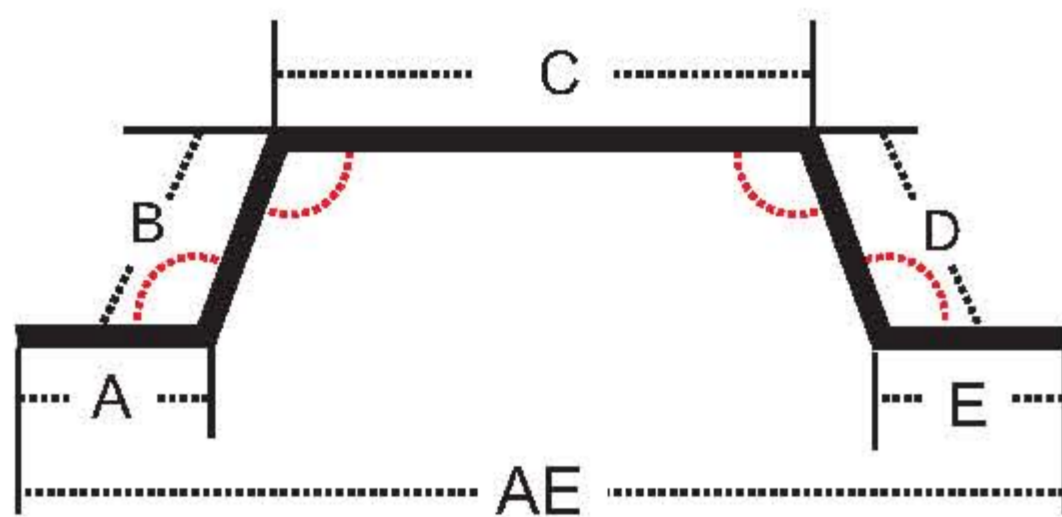
Style 4

MEASUREMENTS Track Or Set No. _____



Style 5

MEASUREMENTS Track Or Set No. _____



Style _____	Degree of Bend	Style _____	Degree of Bend
A _____	AB _____	A _____	AB _____
B _____	BC _____	B _____	BC _____
C _____	CD _____	C _____	CD _____
D _____	DE _____	D _____	DE _____
E _____		E _____	
AC _____		AC _____	
AE _____		AE _____	

***NOTE: ORDERS FOR BENT RODS WILL NOT BE ACCEPTED WITHOUT A SIGNED COPY OF THIS FORM.**

Date: _____	Notes: _____
Company Name: _____	_____
Contact Name: _____	_____
P.O. # _____	_____
PRINT NAME: _____	TITLE: _____
SIGNATURE: _____	DATE: _____